

# Producer Global Chrome

- [What is Explorer Producer Global Chrome?](#)
- [Presentation](#)
- [How to implement Explorer Producer Global Chrome](#)

## What is Explorer Producer Global Chrome?

The Producer Global Chrome custom component provides a common, standalone header containing links back to PBS content. It is responsive so it displays properly on all devices. This custom component also serves as a standalone header that can be shipped off to your developer for sites being created by a third party. Using the Explorer Producer Global Chrome custom component assures that your website consistently displays PBS branding and links to PBS content.

Features include:

- Navigation to content on pbs.org
- PBS logo
- PBS.org search functionality
- Localization (the station to which the user is localized appears to the right of the PBS logo)

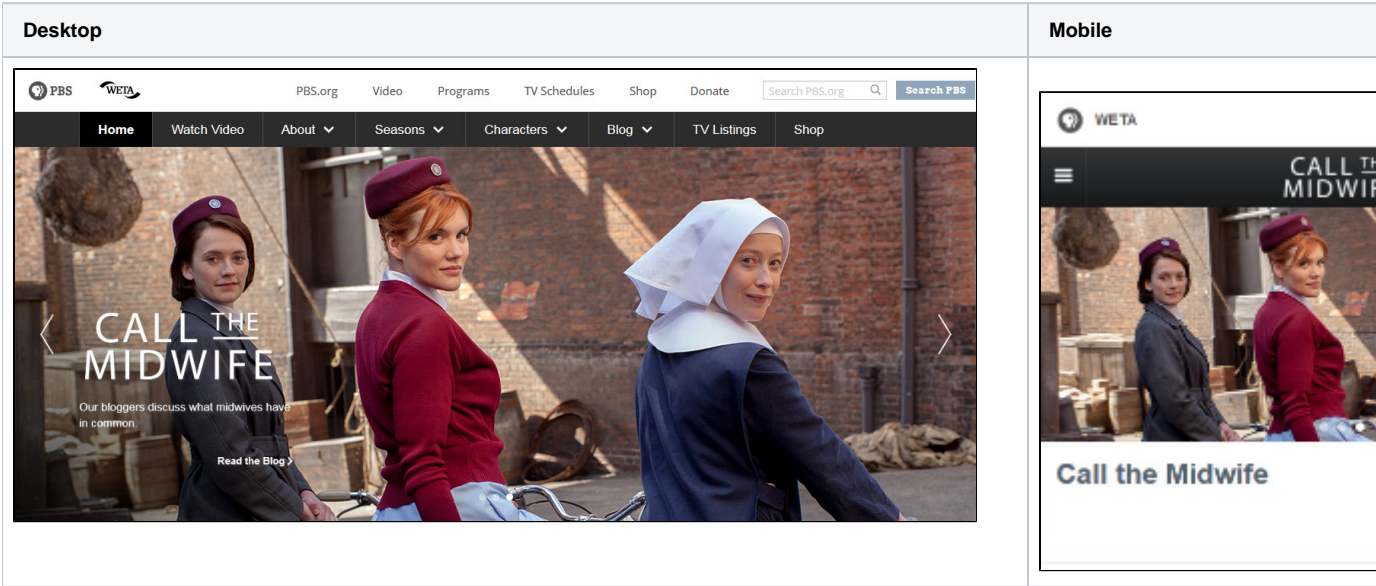


**This custom component is intended for use by Producers only.**

For stations, the purpose of the Explorer Producer Global Chrome header is to provide a third party shop the code for your PBS branded header. If your website is being developed outside of your station and outside of Bento, developers will need a header to incorporate the proper PBS branding. Because the Explorer Producer Global Chrome header custom component automatically generates the necessary code, you can simply copy and paste the code and ship it off to your developer. This ensures that your website consistently displays PBS branding and links to PBS content. [Contact PBS for help.](#)

## Presentation

When viewed on a mobile device, top navigation items are removed and site search is accessible through the magnifying glass icon on the right side of the screen.



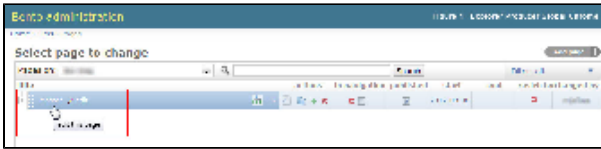
## How to implement Explorer Producer Global Chrome



**Before implementing Producer Global Chrome, you must have a PBS admin set up an API key for you. [Contact PBS to set up an API key](#)**

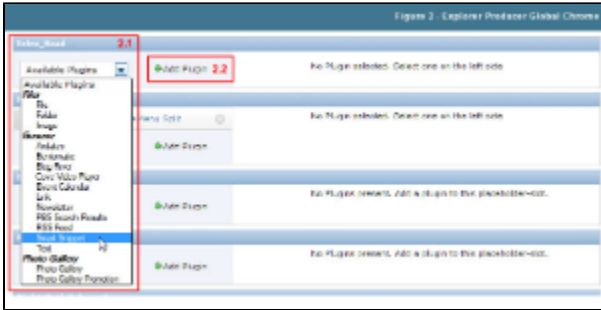
- From the main Bento administration dashboard, click your **Master page** (Figure 1).

Figure 1



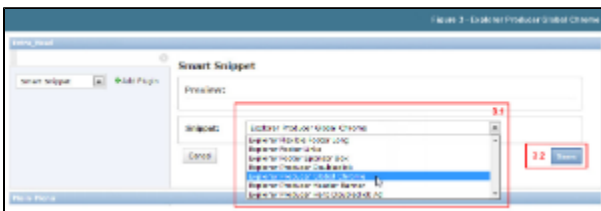
- In the *Extra\_Head* section of your Master page, click the **Available Components dropdown menu** and click **Component** (Figure 2.1).
- Click **Add Component** (Figure 2.2).

Figure 2



- Click the **component dropdown menu** and click **Explorer Producer Global Chrome** (Figure 3).

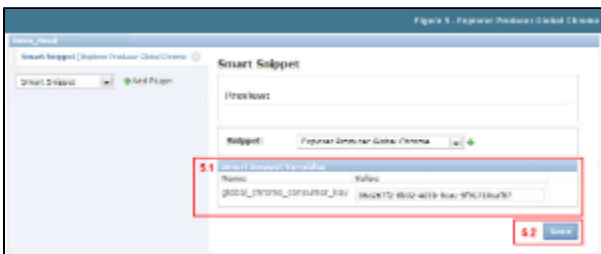
Figure 3



- Type your **API key** in the `global_chrome_consumer_key` textbox (Figure 5.1).
- Click **Save** (Figure 5.2).

 **Contact PBS** to get your API key

Figure 5



- Click the **custom component** in the left column to preview it (Figure 6.1).
- A preview of the Explorer Producer Global Chrome header appears in the custom component window (Figure 6.2).

Figure 6



- The Explorer Producer Global Chrome custom component appears at the top of your Bento pages (Figure 7).

Figure 7

